

ICC2017

Saints Go Marchin'!

SATB



Saints Go Marchin'!

by Ron Berg
SATB and Piano Four-Hands

Artistic Director & Editor Joshua Pedde
Curriculum Coordinator & Editor Leeann Starkey





As of the summer of 2011, after serving as the part-time Music Director for 33 years, Ken now serves as the first full-time Music Director and Resident Composer for the Birmingham Boys Choir (ken@birminghamboyschoir.org). Under his leadership the BBC has toured extensively throughout the United States as well as internationally in Costa Rica, Europe, Japan, and Canada. Additionally, the Choristers of the BBC have sung for OAKE, MENC and ACDA State, Division and National conventions. Ken and his wife, Susan are the proud parents of two sons, Michael and David; both fine musicians in their own right, as well as BBC alumni! Ken has served as a State and Southern Division officer with the American Choral Directors Association (ACDA) and has also served on the Training Courses Committee of the Royal School of Church Music in America. Ken's superpowers are (in order); 1) washing dishes, 2) teaching boys to sing, 3) writing the occasional tune.

The Indianapolis Children's Choir (ICC) and Beckenhorst Press are thrilled to announce the launch of the Indianapolis Children's Choir Publishing House (ICCPH), a partnership that began in January 2022. Beckenhorst Press exclusively distributes and sells ICCPH's new repertoire and educational materials for Preschool-12th grade choirs. Under the leadership of Executive Artistic Director & Editor Joshua Pedde and Curriculum Manager & Editor Leeann Starkey, ICC's publishing arm releases digital choral music and educational resources for children's and youth choirs of all ages, levels, and voicings. These publications can be viewed and purchased on their dedicated page on the Beckenhorst website, accessible by clicking the "ICC" logo in the top left corner of the site.



for the NMACDA 2013 All-State Youth Choir

Saints Go Marchin'!

SATB and Piano Four-Hands, optional Audience / Congregation

American Gospel Hymn
arr. Ken Berg

Pleadingly $\text{♩} = 48$

mp dolce espressivo

O Lord, I want to be in that number

Choir

mp dolce espressivo

O Lord, I want to be in that num - ber O

mp dolce espressivo

O Lord, I want to be in that num - ber, O

Pleadingly $\text{♩} = 48$

Primo

Secondo

© 2024 Indianapolis Children's Choir - ICC2017

Copyright law requires customers to purchase as many digital copies as will be used.
We depend on our customers' honesty to pay our composers and keep producing music.

Saints Go Marchin'!


Meno mosso $\text{♩} = 38$

Happily $\text{♩} = 90$

6



Lord, when the saints go march - ing in!




Lord,

Meno mosso $\text{♩} = 38$


Happily $\text{♩} = 90$



mf



mf

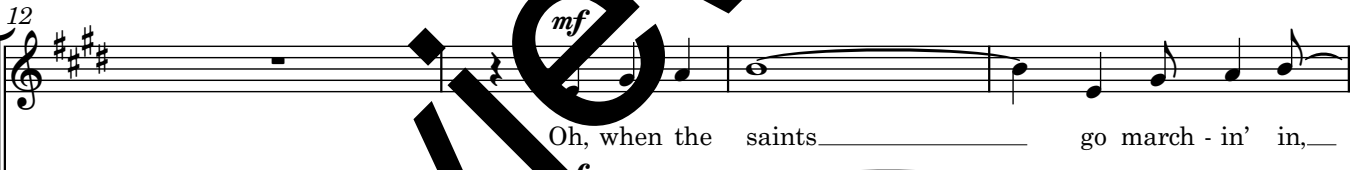


mf



mf

12



mf

Oh, when the saints go march - in' in, —




mf



mf



mf



mf

16

Oh, when the saints go march - in' in,

20

(go march - in' in O Lord, I want to be in that

The image shows a musical score for the hymn 'Saints Go Marchin'!'. It consists of two systems of music. The first system starts at measure 16 and includes a vocal line with the lyrics 'Oh, when the saints go march - in' in,' and a piano accompaniment. The second system starts at measure 20 and includes a vocal line with the lyrics '(go march - in' in O Lord, I want to be in that' and a piano accompaniment. The score is written in G major (one sharp) and 2/4 time. A large, diagonal 'Preview Copy' watermark is overlaid across the entire page.

24

num - ber _____ (Lord!) when the saints go march - in' in! _____

This block contains the musical notation for measures 24 through 27. It features a vocal line with lyrics, a bass line, and a piano accompaniment with treble and bass staves. The key signature is three sharps (F#, C#, G#) and the time signature is 4/4. A large 'Preview Copy' watermark is overlaid on the score.

28

Verse

_____ and when the sun _____ re - fuse to shine;

And when the sun _____

This block contains the musical notation for measures 28 through 31. It features a vocal line with lyrics, a bass line, and a piano accompaniment with treble and bass staves. The key signature is three sharps (F#, C#, G#) and the time signature is 4/4. A large 'Preview Copy' watermark is overlaid on the score.

32

and when the sun re - fuse to shine,

re - fuse to shine;

36

(re - fuse to shine) O Lord, I want to be in that

The musical score is written for voice and piano. It consists of two systems of music. The first system starts at measure 32 and ends at measure 35. The second system starts at measure 36 and ends at measure 39. The vocal line is in the upper staff of each system, and the piano accompaniment is in the lower staves. The lyrics are: 'and when the sun re - fuse to shine, re - fuse to shine; (re - fuse to shine) O Lord, I want to be in that'. The score includes various musical notations such as notes, rests, accidentals, and dynamic markings like 'v' (accents).

shine!

40

num - ber (Lord!) when the sun re - fuse to shine,

44

(re - fuse to shine) We are trav'l - ling in the

mp estatico

mp estatico

mp

The image shows a musical score for the hymn 'Saints Go Marchin'!'. It consists of five systems of staves. The first system (measures 40-43) includes vocal parts with lyrics: 'num - ber (Lord!) when the sun re - fuse to shine,' and piano accompaniment. The second system (measures 44-47) includes vocal parts with lyrics: '(re - fuse to shine) We are trav'l - ling in the' and piano accompaniment. The score is marked with a key signature of three sharps (F#, C#, G#) and a common time signature. A large, diagonal watermark reading 'PREVIEW COPY' is overlaid across the entire page.

48 *foot - steps*

foot - steps those foot - steps of those who have gone be -

trav'l - ling in those foot - steps of those who have gone be -

mp estatico

ff

52 *poco cresc.*

- fore! And we all will be re - u -

poco cresc.

- fore, (thos who have gone be - fore) and we all will be re - u

mf

ff

56 *new and*

- ni - ted on that new, that new and sun - lit

ni - ted, (re - u - ni - ted) on a - that

gva

60 *mf happily*

shore! And when the trum - pet calls out its sound;

mf happily

and when that trum - pet,

Verse 2

64

and when the trum - pet_ calls out its sound,
that gold - en trum - pet! the trum - pet calls out its sound,

68

O Lord, I want to be in that
that sweet sound!

sound!

72

num - ber (Lord!) when the trum - pet calls its sound,

76

(that trum - pet,) Hear that trum - pet sound! *mp sub.*

mp sub. Some say this world of *f*

mp sub.

80 *trou - ble,*

trou - ble_ such trou - ble_ is the on - ly world_ we

trou - ble, so much trou - ble, is the on - ly world_

mp estatico

ff

84

need, *but I'm wait - in' for that get - tin' up*

need, (the on - ly world we need)_ but

f *mf* *mf* *ff* *mf*

88 *morn - in',* *in -*

morn - in', - that morn - in' when a - that new world be - gins in -

92 *- deed!* *- deed, in - deed!* *Oh, when the new world*

Oh when the new world is re-vealed

Verse 4

8va

96

that per - fect new world! Lord! When that per - fect world it is

Oh, when the new world is re - vealed,

100

fi - nal - ly re - vealed O Lord, I want to be in that

The image shows a page of musical notation for the hymn 'Saints Go Marchin'!'. It features a vocal line and a piano accompaniment. The key signature is G major (one sharp) and the time signature is 4/4. The page is numbered 15 in the top right corner. The music starts at measure 96 and continues to measure 100. The lyrics are: 'that perfect new world! Lord! When that perfect world it is' and 'Oh, when the new world is revealed, finally revealed O Lord, I want to be in that'. A large, diagonal watermark reading 'PREVIEW COPY' is overlaid across the entire page.

104

num - ber, (Lord!) when that new world is re - vealed!

108

ff

Verse 5

111 *f*

Oh, when the saints go march - in' in!_____

f

115 _____ in!_____

Oh, when the saints go march - in' in! (go march - in' in!) O Lord I

120

want _____ to be in that num - ber _____ (Lord!) when the saints go _____

125

march - in' in! _____ *Oh, when the saints _____

Oh, when the saints

ff

fff *ff*

8^{ba}

129

go march - in' in! Oh, when the saints go

go march - in' in!

133

in! march - in' in! march - in' in!) O Lord I want to

The image shows a page of musical notation for the hymn 'Saints Go Marchin'!'. It features a vocal line and a piano accompaniment. The vocal line includes the lyrics: 'go march - in' in! Oh, when the saints go', 'go march - in' in!', 'in! march - in' in! march - in' in!) O Lord I want to'. The piano accompaniment consists of two staves (treble and bass clef) with various chords and melodic lines. A large, bold, black watermark reading 'PREVIEW COPY' is oriented diagonally across the center of the page, from the bottom left towards the top right.

137

be in that num - ber_ (Lord) when the saints go march - in' in

142

GO MARCH IN! O Lord, I

ff

fff *ff*

146

want to be in that num - ber when the saints

151

go march in! The saints go

8^{va}

8

The image shows a page of musical notation for the hymn 'Saints Go Marchin'!'. It features a vocal line at the top and piano accompaniment below. The vocal line includes lyrics: 'want to be in that num - ber when the saints' (measures 146-150) and 'go march in! The saints go' (measures 151-155). The piano accompaniment consists of four staves: two for the right hand and two for the left hand. A large, diagonal watermark reading 'Preview Copy' is overlaid across the entire page. Measure numbers 146 and 151 are indicated at the beginning of their respective systems. Performance markings such as accents (v) and dynamic markings (8^{va}, 8) are present throughout the score.

156

march - - - - in' in!

159

gliss.

The image shows a page of musical notation for the piece 'Saints Go Marchin'!'. It features a vocal line at the top and a piano accompaniment below. The vocal line includes lyrics: 'march - - - - in' in!'. The piano part consists of four staves: two for the right hand and two for the left hand. The score includes various musical notations such as notes, rests, slurs, and dynamic markings like 'v' (forte) and 'gliss.' (glissando). Measure numbers 156 and 159 are indicated at the beginning of their respective systems. A large, diagonal watermark reading 'PREVIEW COPY' is overlaid across the entire page.