

ICC4006ADL

When I See the Silvery Moon - Unison

\$2.50



Indianapolis Children's Choir
PUBLISHING HOUSE

When I See the Silvery Moon

Ken Berg

Unison Choir and Piano
Orchestration

Artistic Director & Editor Joshua Pedde
Curriculum Coordinator & Editor Leeann Starkey



For the Junior Choristers of the Birmingham Choir
Susan Berg, Associate Music Director

When I See the Silvery Moon

Unison Choir and Piano, Opt. Harmony, Strings, Glockenspiel and Brushed Snare
also available: Unison Choir and Piano, Optional Harmony (ICC4006)

Based on "By the Light of the Silvery Moon"
Music by **Gus Edwards**
Lyrics by **Edward Madden**

Ken Berg

$\text{♩} = 124$ With humor and a happy swing rhythm

The musical score is arranged in a standard orchestral format. It includes parts for a Brushed Snare, Glockenspiel, Unison Choir, Piano, Violin 1, Violin 2, Viola, Cello, and Contrabass. The tempo is marked as quarter note = 124, and the mood is 'With humor and a happy swing rhythm'. The score is in 4/4 time and the key signature has one flat (B-flat). The piano part is marked 'f poco playful'. The strings (Violin 1, Violin 2, Viola, Cello, and Contrabass) are also marked 'f poco playful'. The Unison Choir part is currently blank. A large 'PREVIEW COPY' watermark is overlaid diagonally across the score.

© 2023 Indianapolis Children's Choir - ICC4006ADL

Copyright law requires customers to purchase as many digital copies as will be used.
We depend on our customers' honesty to pay our composers and keep producing music.

The image displays a page of a musical score for the piece "When I See the Silvery Moon". The score is arranged in a standard orchestral format with the following parts from top to bottom: Br. Sn. (Bass Drum), Glock. (Glockenspiel), UC (Upright Bass), Pno. (Piano), Vln. 1 (Violin I), Vln. 2 (Violin II), Vla. (Viola), Vc. (Violoncello), and Cb. (Double Bass). The music is written in a key signature of one flat (B-flat) and a common time signature (C). The score begins at measure 5, indicated by a "5" above the first staff. The Br. Sn. part features a rhythmic pattern with two triplet markings. The Glock. part has a melodic line with some slurs. The Pno. part includes complex chordal textures with many accidentals and dynamic markings. The string parts (Vln. 1, Vln. 2, Vla., Vc., Cb.) provide harmonic support with various rhythmic patterns and dynamics. A large, diagonal "Preview Copy" watermark is overlaid across the entire page.

When I See the Silvery Moon

9 3

Br. Sn.

Glock. *mf sempre playful*

UC *mf happily*
When I see the moon up high, eve'-ning a - d - d - ing

Pno. *mf sempre playful*

Vln. 1 *mf sempre playful*

Vln. 2 *mf sempre playful*

Vla. *mf sempre playful*

Vc. *mf sempre playful*

Cb. *mf sempre playful*

13

Br. Sn.

Glock.

UC
Shin - ing in the deep blue sky, ev - en at moon - ing.

Pno.

Vln. 1

Vln. 2

Vla.

Vc.

Cb.

3

Preview Copy

When I See the Silvery Moon

17

Br. Sn.

Glock.

UC

stars can share the shine _____ so bright _____ Lu - does - remind _____

Pno.

Vln. 1

Vln. 2

Viola

Vc.

Cb.

Preview Copy

20

Br. Sn.

Glock.

UC

their light, leave the sun be - hind, _____ might take a rest an - til the

Pno.

Vln. 1

Vln. 2

Vla.

Vc.

Cb.

When I See the Silvery Moon

24

Br. Sn.

Glock.

UC

morn - ing! In the twink - ling of a - lone, ev - 'ning en -

Pno.

Vln. 1

Vln. 2

Ma.

Vc.

Cb.

27

Br. Sn.

Glock.

UC

- chants us. _____ O - pen - ing our hearts to

Pno.

Vln. 1

Vln. 2

Viola

Vc.

Cb.

Musical notation for a string section, featuring two staves with triplets of eighth notes. The first staff has a triplet of eighth notes on a single line, and the second staff has a triplet of eighth notes on a single line. Both are marked with a '3' above them.

Musical notation for a vocal line, showing a melodic phrase with eighth and quarter notes.

Musical notation for a vocal line, showing a melodic phrase with lyrics: "e - then it is high".

Musical notation for the piano accompaniment, showing the grand staff with treble and bass clefs.

Musical notation for the first violin part (Vln. 1).

Musical notation for the second violin part (Vln. 2).

Musical notation for the viola part (Vla.).

Musical notation for the cello part (Vc.).

Musical notation for the double bass part (Cb.).

34

Br. Sn.

Glock.

UC

— or low, sil - ver in the sky still s - lows!

Pno.

Vln. 1

Vln. 2

Viola

Vc.

Cb.

37

Br. Sn.

Glock.

UC

I just have to smile _____ when I see the moon up high!

Pno.

4

Vln. 1

Vln. 2

Ma.

Vc.

Cb.

40

Br. Sn.

Glock.

UC

mf charmingly

By the light of the sil - ver - y

Pno.

mf charmingly

Vln. 1

Vln. 2

Vla.

Vc.

Cb.

43

Br. Sn.

Glock.

UC

moon, I'll use my sp

Pno.

Vln. 1

Vln. 2

Viola

Vc.

Cb.

46

Br. Sn.




Glock.



UC

to eat ice cream and ma - - ca rool What a



Pno.



Vln. 1



Vln. 2



Vla.



Vc.



Cb.



49

Br. Sn.

Glock.

UC

boon, eat - ing ice cream in June!

Pno.

Vln. 1

Vln. 2

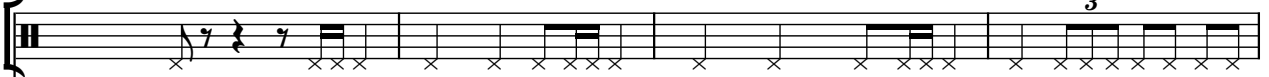
Viola

Vc.

Cb.

52

Br.
Sn.



Musical notation for Br. Sn. featuring a triplet of eighth notes.

Glock.



Musical notation for Glock.

UC



Musical notation for UC with lyrics: An ev - 'ning treat! I love to eat when I try not to swoo

An ev - 'ning treat! I love to eat when I try not to swoo

Pno.



Musical notation for Pno.

Vln. 1



Musical notation for Vln. 1.

Vln. 2



Musical notation for Vln. 2.

Vla.




Musical notation for Vla.

Vc.



Musical notation for Vc.

Cb.



Musical notation for Cb.

Preview Copy

When I See the Silvery Moon

56

Br. Sn.

Glock.

Melody

UC

Optional Harmony

Pno.

Vln. 1

Vln. 2

Vla.

V.

Cb.

f sempre dolce

by the sil - ver - y moon! By the

by the sil - ver - y moon!

The musical score is arranged in a standard orchestral format. At the top, the percussion part includes a snare drum (Sn.) and a glockenspiel (Glock.). The vocal part features a solo voice (UC) and an optional harmony line. The piano (Pno.) part is written for both right and left hands. The string section includes Violin 1 (Vln. 1), Violin 2 (Vln. 2), Viola (Vla.), Violoncello (V.), and Contrabass (Cb.). The score begins at measure 56. The vocal line has lyrics: "by the sil - ver - y moon! By the". The piano accompaniment features a prominent triplet pattern in the right hand. The string parts provide harmonic support with sustained notes and rhythmic patterns. A large, diagonal watermark reading "Preview Copy" is overlaid across the center of the page.

59

Br. Sn. *3*

Glock.

UC
light of the sil - ver - y moon,
mf *leggiero e dolce*
By the light of the moon, by the sil - ver - y

Pno. *f* *sempre dolce*

Vln. 1

Vln. 2

Vla.

Vc.

Cb.

Preview Copy

62

Br. Sn. *3*

Glock.

UC
I'll use my spoon to eat ice cream and
moon! I'll be using a spoon to

Pno.

Vln. 1

Vln. 2

Vla.

Vc.

Cb.

65

Br. Sn.

Glock.

UC

Pno.

Vln. 1

Vln. 2

Vla.

Vc.

Cb.

ma - - ca - - roons! What a boon,
eat my ice cream and ma - ca - roons I'm a loon for a

Preview Copy

68

Br. Sn.

Glock.

UC

tune, while I'm wear - ing ma roon! An ev - 'ning

Pno.

Vln. 1

Vln. 2

Vla.

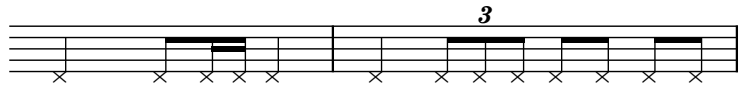
Vc.

Cb.

3

The musical score is arranged in a standard orchestral format. At the top, the percussion section includes a snare drum (Sn.) and a glockenspiel (Glock.). The vocal line (UC) is written in a soprano clef and includes the lyrics: "eat - ing ice cream in June! An ev - 'ning tune, while I'm wear - ing ma roon! An ev - 'ning". The piano (Pno.) part is shown in grand staff notation. The string section consists of Violin 1 (Vln. 1), Violin 2 (Vln. 2), Viola (Vla.), Violoncello (Vc.), and Contrabass (Cb.). A large, diagonal watermark reading "Preview Copy" is overlaid across the center of the page.

3



while I try not to swoon



while I try not to swoon

Pno.



Vln. 1



Vln. 2



Vla.



Vc.



Cb.



74

Br. Sn.

Glock.

UC

Pno.

Vln. 1

Vln. 2

Vla.

Vc.

Cb.

by the sil - ver - y moon! And

Preview Copy

77

Br. Sn. *3*

Glock. *più mf*

UC *più mf*
stars can share the shine _____ so bright, Lu - does - t mind _____

Pno. *più mf* *(b)* *3*

Vln. 1

Vln. 2

Vla.

Vc.

Cb.

80

Br. Sn.

Glock.

UC

— their light, leave the sun be - hind, it might take a

Pno.

Vln. 1

Vln. 2

Vla.

Vc.

Cb.

3

3

3

83

Br. Sn. *3* *3* *3*

Glock.

Melody
UC
rest un - til the morn - ing! Take a rest un til the

Optional
Harmony
rest un - til the morn - ing! Take a rest un - til the

Pno.

Vln. 1

Vln. 2

Vla.

V.

Cb.

86

Br. Sn. *f*

Glock. *f* *gliss.*

UC *f sempre dolce*
morn - ing! In the twink - ling sky a - bove, ev - ing en -
f sempre dolce
morn - ing! By the light of the

Pno. *f*

Vln. 1 *f*

Vln. 2 *f*

Vla. *f*

Vc. *f*

Cb. *f*

89

Br. Sn. *3*

Glock.

UC
- chants us _____ O - pen - ing our hearts to
bright and sil - v'ry moon, We will

Pno.

Vln. 1

Vln. 2

Vla.

Vc.

Cb.

The musical score is arranged in a standard orchestral format. At the top left, the measure number '89' is indicated. The percussion part (Br. Sn.) features a rhythmic pattern of eighth notes with a triplet of sixteenth notes. The Glockenspiel (Glock.) plays a melodic line in treble clef. The vocal parts (UC) consist of two staves with lyrics: '- chants us _____ O - pen - ing our hearts to' on the first staff, and 'bright and sil - v'ry moon, We will' on the second staff. The piano (Pno.) part is shown in grand staff notation. The string section includes Violin 1 (Vln. 1), Violin 2 (Vln. 2), Viola (Vla.), Violoncello (Vc.), and Contrabass (Cb.). A large, diagonal watermark reading 'Preview Copy' is overlaid across the center of the page.

92

Br. Sn.

Glock.

UC

love dark - ness and light! Whe - ther it is high

love dark - ness and light! he - ther it is high,

Pno.

Vln. 1

Vln. 2

Vla.

Vc.

Cb.

The musical score is arranged in a standard orchestral format. It includes parts for a brass section (Br. Sn.), glockenspiel (Glock.), two vocal parts (UC), piano (Pno.), two violins (Vln. 1, Vln. 2), viola (Vla.), violin (Vc.), and cello (Cb.). The score is in the key of D major and 3/4 time. The vocal parts have lyrics: 'love dark - ness and light! Whe - ther it is high' and 'love dark - ness and light! he - ther it is high,'. The piano part features chords and arpeggios. The string parts provide harmonic support. The score is marked with '92' at the beginning and '3' above some measures. A large 'Preview Copy' watermark is overlaid on the page.


96

Br. Sn.





3

Glock.



UC

— or low, sil - ver in the sky — still shows!



Pno.



Vln. 1



Vln. 2



Vla.



Vc.



Cb.



When I See the Silvery Moon

99

Br. Sn.

Glock.

UC

I just have to smile _____ when I see the moon up high!

I just have to smile _____ when I see the moon up high!

Pno.

Vln. 1

Vln. 2

Vla.

Vc.

Cb.

Preview Copy

102

Br. Sn.

Glock.

UC

I just have to smile when I

I just have to smile just have to smile when I

Pno.

Vln. 1

Vln. 2

Vla.

Vc.

Cb.

The musical score is arranged in a standard orchestral format. At the top, the title 'When I See the Silvery Moon' and page number '33' are centered. The score begins at measure 102. The percussion section includes a snare drum (Br. Sn.) with a series of 'x' marks indicating hits. The Glockenspiel (Glock.) plays a melodic line. The vocal parts (UC) feature two vocal lines with lyrics: 'I just have to smile when I' and 'I just have to smile just have to smile when I'. The piano (Pno.) part consists of a right-hand melodic line and a left-hand accompaniment. The string section includes Violin 1 (Vln. 1), Violin 2 (Vln. 2), Viola (Vla.), Violoncello (Vc.), and Contrabass (Cb.), all playing harmonic support for the vocal lines. A large 'Preview Copy' watermark is overlaid diagonally across the entire page.

105

Br. Sn.

Glock.

UC

Pno.

Vln. 1

Vln. 2

Vla.

Vc.

Cb.

3 *3* *3*

ff

ff sempre dolce

see the moon up high!

ff sempre dol

ff sempre dolce

ff *ff* *ff* *ff* *ff*

109

Br.
Sn.

Glock.

UC

Pno.

Vln. 1

Vln. 2

Vla.

Vc.

Cb.

Violin 1

When I See the Silvery Moon

Ken Berg

$\text{♩} = 124$ With humor and a happy swing rhythm

f poco playful

7

mf sempre playful

13

19

25

31

37

49

55

60

67

74

79

84

90

96

102

107

Preview Copy

Violin 2

When I See the Silvery Moon

Ken Berg

$\text{♩} = 124$ With humor and a happy swing rhythm

f poco playful

7

mf sempre playful

25

32

38

50

56

61

67

73

79

85

92

98

103

107

ff

PREVIEW COPY

Viola

When I See the Silvery Moon

Ken Berg

$\text{♩} = 124$ With humor and a happy swing rhythm

f poco playful

7

mf sempre playful

13

19

25

32

38

50

56

Musical staff 56-61: Treble clef, key signature of two flats (B-flat, E-flat), 3/4 time signature. Measures 56-61 contain eighth and quarter notes with accents (>).

62

Musical staff 62-67: Treble clef, key signature of two sharps (F-sharp, C-sharp), 3/4 time signature. Measures 62-67 contain quarter and eighth notes with accents (>).

68

Musical staff 68-73: Treble clef, key signature of two sharps (F-sharp, C-sharp), 3/4 time signature. Measures 68-73 contain quarter and eighth notes with accents (>).

74

Musical staff 74-78: Treble clef, key signature of two sharps (F-sharp, C-sharp), 3/4 time signature. Measures 74-78 contain quarter and eighth notes with accents (>).

79

Musical staff 79-84: Treble clef, key signature of two sharps (F-sharp, C-sharp), 3/4 time signature. Measures 79-84 contain quarter and eighth notes with accents (>).

85

Musical staff 85-91: Treble clef, key signature of two sharps (F-sharp, C-sharp), 3/4 time signature. Measures 85-91 contain quarter and eighth notes with accents (>).

92

Musical staff 92-96: Treble clef, key signature of two sharps (F-sharp, C-sharp), 3/4 time signature. Measures 92-96 contain quarter and eighth notes with accents (>).

97

Musical staff 97-101: Treble clef, key signature of two sharps (F-sharp, C-sharp), 3/4 time signature. Measures 97-101 contain quarter and eighth notes with accents (>).

102

Musical staff 102-106: Treble clef, key signature of two sharps (F-sharp, C-sharp), 3/4 time signature. Measures 102-106 contain quarter and eighth notes with accents (>).

107

Musical staff 107-111: Treble clef, key signature of two sharps (F-sharp, C-sharp), 3/4 time signature. Measures 107-111 contain quarter and eighth notes with accents (>).

ff

PREVIEW COPY

Violoncello

When I See the Silvery Moon

Ken Berg

♩ = 124 With humor and a happy swing rhythm

f poco playful

ayful

25

31

38

50

56



61



67



73



79



85



91



97



102



107



ff

Preview Copy

Contrabass

When I See the Silvery Moon

Ken Berg

$\text{♩} = 124$ With humor and a happy swing rhythm

f poco playful

7

mf sempre playful

13

19

25

31

38

50

56

62

68

75

81

87

93

99

105

Brushed Snare

When I See the Silvery Moon

Ken Berg

♩ = 124 With humor and a happy swing rhythm

The musical score is written for a brushed snare drum in 4/4 time. It consists of ten staves of music, each starting with a measure number: 1, 6, 11, 16, 21, 26, 31, 36, 41, and 46. The tempo is marked as ♩ = 124, and the performance instruction is "With humor and a happy swing rhythm". The score includes various rhythmic patterns, including eighth and sixteenth notes, rests, and triplet markings (indicated by a '3' above the notes). A large, diagonal watermark reading "Preview Copy" is overlaid across the entire score.

51 *3* *3*

56 *3* *3* *3* *3*

61 *3* *3*

66 *3* *3* *3* *3*

71 *3* *3*

76 *3* *3* *3*

81 *3* *3* *3*

86 *3* *3*

91 *3* *3*

96 *3* *3* *3*

101 *3* *3* *3*

106 *3* *3* *3* *3*

PREVIEW COPY

Glockenspiel

When I See the Silvery Moon

Ken Berg

$\text{♩} = 124$ With humor and a happy swing rhythm

The musical score is written for a Glockenspiel in 4/4 time, with a tempo of 124 beats per minute. The key signature has one flat (B-flat). The score consists of eight staves of music. The first staff begins with the dynamic marking *f* *poco playful*. The second staff includes the dynamic marking *mf* *sempre playful*. The score concludes with a double bar line and a second ending bracket labeled '2'.

59

64

69

75

p più mf

81

87

f

94

100

106

ff